

DAIHATSU

ROCKY

SUPPLEMENT C

TIGHTENING TORQUE

TIGHTENING TORQUE FOR MAIN COMPONENTS	C- 2
TIGHTENING TORQUE TABLE FOR GENERAL STANDARD BOLTS	C- 3
ENGINE	C- 4
CLUTCH	C- 6
TRANSMISSION CASE COVER	C- 6
TRANSMISSION	C- 6
TRANSFER	C- 7
PROPELLER SHAFT	C- 7
FRONT DIFFERENTIAL	C- 7
REAR DIFFERENTIAL	C- 8
FRONT AXLE & SUSPENSION	C- 9
REAR AXLE & SUSPENSION	C-10
BRAKE	C-10
STEERING	C-11
BODY & OTHERS	C-12

WRU92-C027


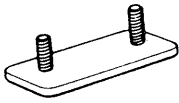





TIGHTENING TORQUE FOR MAIN COMPONENTS

1. When you want to find out a suitable tightening torque for a bolt, first determine the strength division of the said bolt, using the table below. Then, locate suitable tightening torque in the tightening torque table described later.
2. As for the tightening torque for a nut, find out suitable tightening torque in the same way as with the paragraph 1 above, based on the mating bolt.
3. Tightening torque posted in the service manual is a standard value for steel fasteners. It is, therefore, necessary to modify these tightening torque when you tighten fasteners made of materials other than steel. This rule also applies to such instances where bolts are undergoing heat or other stress, such as vibratory loads and so forth.

WRU90-C002

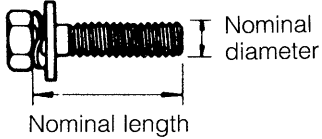
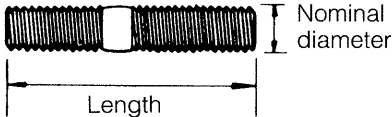
METHOD TO IDENTIFY STRENGTH DIVISION OF BOLTS

1. Identification Method by Checking Bolts Themselves

	Configuration and how to determine strength division		Strength division		Configuration and how to determine strength division		Strength division
Hexagon bolt		Bolt having an embossed or stamped figure at its head section	4 = 4T 5 = 5T 6 = 6T 7 = 7T	Welded bolt			4T
		No mark	4T		Stud bolt		No mark
		Bolt having two embossed lines at its head section	5T 6T			Bolt having about 2 mm deep recess at one end or both ends	
		Bolt having three embossed lines at its head section	7T				

WRU90-C003

2. Identification Method by Part Numbers

Hexagon Bolt		Stud Bolt	
Part number example	9 1 1 1 - 4 0 6 2 0	Part number example	9 2 1 3 2 - 4 0 6 2 0
			

WRU90-C004

TIGHTENING TORQUE TABLE FOR GENERAL STANDARD BOLTS

Category	Nominal diameter	Pitch	Standard tightening torque kgf-m (ft-lb)	
			Standard torque	Tightening range
4T (Bolt having a mark of "4" at its head section) Example of part number (91000 - 40000)	6	1	0.47 (3.4)	0.4 - 0.7 (2.9 - 5.1)
	8	1.25	1.11 (8.0)	1.0 - 1.6 (7.2 - 11.6)
	10	1.25	2.25 (16.3)	1.9 - 3.1 (14 - 22.5)
	10	1.5	2.14 (15.5)	1.8 - 3.0 (13 - 22)
	12	1.25 (ISO)	4.40 (31.8)	3.5 - 5.5 (25 - 40)
	12	1.5	3.89 (28.1)	3.5 - 5.5 (25 - 40)
	12	1.75	3.74 (27.1)	3.0 - 5.0 (22 - 36)
	13	1.5	5.08 (36.7)	4.5 - 7.0 (33 - 51)
	14	1.5	6.33 (45.8)	5.0 - 8.0 (36 - 58)
	14	2	5.93 (42.9)	4.7 - 7.7 (34 - 56)
	16	1.5	9.57 (69.2)	7.5 - 11.0 (54 - 80)
16	2	9.10 (65.8)	7.1 - 10.6 (51 - 77.5)	
5T (Bolt having a mark of "5" at its head section) Example of part number (91000 - 50000)	6	1	0.71 (5.1)	0.6 - 0.9 (4.3 - 6.5)
	8	1.25	1.66 (12.0)	1.5 - 2.2 (11 - 16)
	10	1.25	3.37 (24.4)	3.0 - 4.5 (22 - 33)
	10	1.5	3.20 (23.1)	2.7 - 4.2 (19.5 - 30.5)
	12	1.25 (ISO)	5.84 (42.2)	5.0 - 7.0 (36 - 51)
	12	1.5	5.84 (42.2)	5.0 - 7.0 (36 - 51)
	12	1.75	5.60 (40.5)	4.8 - 6.8 (34 - 49)
	13	1.5	7.63 (55.2)	6.5 - 9.0 (47 - 65)
	14	1.5	9.50 (68.7)	7.5 - 11.0 (54 - 79.5)
	14	2	8.90 (64.4)	7.0 - 10.5 (51 - 76)
	16	1.5	14.36 (103.9)	12.0 - 17.0 (87 - 123)
16	2	13.58 (98.2)	11.5 - 16.5 (83 - 119)	
6T (Bolt having a mark of "6" at its head section) Example of part number (91000 - 60000)	6	1	0.71 (5.1)	0.6 - 0.9 (4.3 - 6.5)
	8	1.25	1.66 (12.0)	1.5 - 2.2 (11 - 16)
	10	1.25	3.37 (24.4)	3.0 - 4.5 (22 - 33)
	10	1.5	3.20 (23.1)	2.7 - 4.2 (19.5 - 30.5)
	12	1.25 (ISO)	5.84 (42.2)	5.0 - 7.0 (36 - 51)
	12	1.5	5.84 (42.2)	5.0 - 7.0 (36 - 51)
12	1.75	5.61 (40.6)	4.8 - 6.8 (35 - 49)	
7T (Bolt having a mark of "7" at its head section) Example of part number (91000 - 70000)	6	1	0.95 (6.87)	0.8 - 1.2 (5.8 - 8.7)
	8	1.25	2.20 (15.9)	2.0 - 3.0 (14.5 - 22)
	10	1.25	4.50 (32.5)	4.0 - 5.5 (29 - 40)
	10	1.5	4.30 (31.1)	3.7 - 5.2 (27 - 38)
	12	1.25 (ISO)	7.78 (56.3)	7.0 - 9.0 (51 - 65)
	12	1.5	7.78 (56.3)	7.0 - 9.0 (51 - 65)
	12	1.75	7.48 (54.1)	6.0 - 8.5 (43 - 61.5)
	13	1.5	10.17 (73.6)	8.0 - 12.0 (58 - 88)
	14	1.5	12.67 (91.6)	10.0 - 15.0 (72 - 108)
	14	2	11.86 (85.8)	9.5 - 14.0 (69 - 101)
	16	1.5	19.15 (138.5)	15.0 - 23.0 (108 - 169)
16	2	18.11 (131.0)	14.9 - 22.0 (108 - 159)	

WRU90-C005

SUPPLEMENT C TIGHTENING TORQUE

ENGINE

Tightening component		Tightening torque		
		kgf-m	ft-lb	N-m
Cylinder head × Spark plug		1.5 - 2.2	10.8 - 15.9	14.7 - 21.6
Cylinder head × Cylinder head cover		0.3 - 0.5	2.2 - 3.6	3.0 - 4.9
Cylinder head × Rocker shaft	M10 Bolt	2.9 - 3.7	21.0 - 26.8	28.4 - 36.3
	M8 Bolt	1.3 - 1.7	9.4 - 12.3	12.8 - 16.7
Cylinder head × Cylinder block		6.0 - 6.8	43.4 - 49.2	58.8 - 66.7
Cylinder head × Water temperature sensor		2.5 - 3.5	18.1 - 25.3	24.5 - 34.3
Cylinder head × Water temperature sender gauge		1.2 - 2.0	8.7 - 14.5	11.8 - 19.6
Cylinder head × Distributor		1.5 - 2.2	10.8 - 15.9	14.7 - 21.6
Cylinder head × Exhaust manifold		3.0 - 4.5	21.7 - 32.5	29.4 - 44.1
Cylinder head × Intake manifold		1.5 - 2.2	10.8 - 15.9	14.7 - 21.6
Cylinder block × Water inlet		0.6 - 0.9	4.4 - 6.5	5.9 - 8.8
Cylinder block × Crankshaft main bearing cap		4.5 - 5.5	32.5 - 39.8	44.1 - 53.9
Cylinder block × Oil pump		0.6 - 0.9	4.4 - 6.5	5.9 - 8.8
Cylinder block × Rear oil seal retainer		0.6 - 0.9	4.4 - 6.5	5.9 - 8.8
Cylinder block × Water pump		1.5 - 2.2	10.8 - 15.9	14.7 - 21.6
Cylinder block × Engine mounting bracket		4.0 - 5.5	28.9 - 39.8	39.2 - 53.9
Cylinder block × Transmission		5.0 - 7.0	36.2 - 50.6	49.0 - 68.6
Cylinder block × Oil cooler pipe		2.5 - 3.5	18.1 - 25.3	24.5 - 34.3
Surge tank × Intake air temperature sensor		3.0 - 4.0	21.7 - 28.9	29.4 - 39.2
Surge tank × Gas filter		1.2 - 2.0	8.7 - 14.4	11.8 - 19.6
Surge tank × Throttle body		1.5 - 2.2	10.8 - 15.9	14.7 - 21.6
Crankshaft × Flywheel		8.0 - 10.0	57.9 - 72.3	78.5 - 98.0
Crankshaft × Crankshaft timing belt pulley		9.0 - 10.0	65.1 - 72.0	88.3 - 98.0
Intake manifold × Delivery pipe		1.5 - 2.2	10.8 - 15.9	14.7 - 21.6
Exhaust manifold × Exhaust pipe		3.5 - 5.0	25.3 - 36.2	34.3 - 49.0
Exhaust pipe support No. 1 bracket		3.0 - 4.5	21.7 - 32.5	29.4 - 44.1
Engine mounting bracket × Engine mounting (bolt)		3.0 - 4.5	21.7 - 32.5	29.4 - 44.1
Engine mounting bracket × Engine mounting (nut)		3.5 - 5.5	25.3 - 39.8	34.3 - 53.9
Oil pump body × Oil cooler		2.5 - 3.5	18.1 - 25.3	24.5 - 34.3
Oil pump × Oil pressure switch		1.2 - 2.0	8.7 - 14.5	11.8 - 19.6
Oil pan × Cylinder block		0.7 - 1.2	5.1 - 8.7	6.9 - 11.8
Oil pan × Drain plug		2.0 - 3.0	14.5 - 21.7	19.6 - 29.4
Oil pump body × Oil pump cover		0.8 - 1.3	5.8 - 9.4	7.8 - 12.7
Oil level gauge guide		1.9 - 3.1	13.7 - 22.4	18.6 - 30.4
Surge tank stay No. 1		1.5 - 2.2	10.8 - 15.9	14.7 - 21.6
Surge tank stay No. 2		3.0 - 4.5	21.7 - 32.5	29.4 - 44.1
Surge tank stay No. 3		1.9 - 3.1	13.8 - 22.4	18.6 - 30.3
Camshaft × Camshaft timing belt pulley		1.5 - 2.2	10.8 - 15.9	14.8 - 21.6
Timing belt cover		0.2 - 0.4	1.4 - 2.9	2.0 - 3.9

SUPPLEMENT C TIGHTENING TORQUE

Tightening component	Tightening torque		
	kgf-m	ft-lb	N-m
Timing belt tensioner	3.0 - 4.5	21.7 - 32.5	29.4 - 44.1
Crankshaft pulley × Crankshaft timing belt pulley	2.0 - 3.0	14.5 - 21.6	19.6 - 29.4
Fluid coupling × Water pump pulley × Water pump	1.0 - 1.8	7.2 - 13.0	9.8 - 17.7
Cooling fan × Fluid coupling	0.44 - 0.66	3.2 - 4.3	4.3 - 6.5
Fuel filter × Fuel hose No. 1 (To delivery pipe)	3.5 - 4.5	25.3 - 32.5	34.3 - 44.1
Fuel filter × Fuel pipe	3.5 - 4.5	25.3 - 32.5	34.3 - 44.1
Fuel hose No. 1 × Delivery pipe	3.5 - 4.5	25.3 - 32.5	34.3 - 44.1
Connecting rod × Connecting rod cap	3.5 - 4.5	25.3 - 32.5	34.3 - 44.1
Clutch cover × Flywheel	1.5 - 2.2	10.8 - 15.9	14.7 - 21.6
Transmission × Starter motor	5.0 - 7.0	36.2 - 50.6	49.0 - 68.6
Front pipe × Three-way catalyst	4.5 - 5.5	32.5 - 39.8	44.1 - 53.9
Three way catalyst × Rear pipe	4.5 - 5.5	32.5 - 39.8	44.1 - 53.9
O ₂ sensor × Exhaust manifold	3.0 - 4.0	21.7 - 28.9	29.4 - 39.2
Fuel pump × Fuel pipe	3.5 - 4.4	25.3 - 31.8	34.3 - 43.1

WRU92-C020

SUPPLEMENT C TIGHTENING TORQUE

CLUTCH

Tightening component	Tightening torque		
	kgf-m	ft-lb	N-m
Flywheel × Clutch cover A/y	1.5 - 2.2	10.8 - 15.9	14.7 - 21.6
Clutch release lever S/A × Clutch release lever yoke	3.0 - 4.0	21.7 - 28.9	29.4 - 39.2

WRU92-C022

TRANSMISSION CASE COVER

Tightening component	Tightening torque		
	kgf-m	ft-lb	N-m
T/M case cover × Transmission case	1.5 - 2.0 0.7 - 1.0 (only three bolts)	10.8 - 14.5 5.1 - 7.2	14.7 - 19.6 6.9 - 9.8
Reverse restrict pin holder × T/M case cover	3.0 - 5.0	21.7 - 36.2	29.4 - 49.0
Back up lamp switch × T/M case cover	3.0 - 5.0	21.7 - 36.2	29.4 - 49.0
Set bolt × T/M case cover	3.0 - 4.5	21.7 - 32.5	29.4 - 44.1
Shift lock plate × T/M case cover	1.5 - 2.2	10.8 - 15.9	14.7 - 21.6
Union × T/M case cover	1.3 - 1.6	9.4 - 11.6	12.7 - 15.7

WRU92-C023

TRANSMISSION

Tightening component	Tightening torque		
	kgf-m	ft-lb	N-m
Cylinder block × T/M case	5.0 - 7.0	36.2 - 50.6	49.0 - 68.6
Exhaust pipe support bracket × T/M case	1.5 - 2.2	10.8 - 15.9	14.7 - 21.6
Bolt for 5th shift arm × T/M case	4.0 - 6.0	28.9 - 43.4	39.2 - 58.8
Bolt for reverse shift arm × T/M case	3.5 - 5.5	25.3 - 39.8	34.3 - 53.9
Front bearing retainer × T/M case	1.5 - 2.2	10.8 - 15.9	14.7 - 21.6
Counter shaft 5th gear × Lock nut	14.0 - 20.0	101.3 - 144.7	137.3 - 196.1

WRU92-C021

TRANSFER

Tightening component	Tightening torque		
	kgf-m	ft-lb	N-m
T/F adapter case × T/M case	3.0 - 4.5	21.7 - 32.5	29.4 - 44.1
T/F low speed input gear × Lock nut	18.0 - 22.0	130.0 - 159.0	177.0 - 216.0
T/F front case × T/F adapter case	3.0 - 4.5	21.7 - 32.5	29.4 - 44.1
Bolt for transfer high & low shift fork shaft × T/F front case	1.9 - 3.1	13.7 - 22.4	18.6 - 30.4
Bolt for T/F front drive shift fork shaft × T/F front case	1.9 - 3.1	13.7 - 22.4	18.6 - 30.4
Transposition detect switch × T/F front case	3.0 - 5.0	21.7 - 36.2	29.4 - 49.0
T/F rear case × T/F front case	3.0 - 4.5	21.7 - 32.5	29.4 - 44.1
T/F rear output shaft × Lock nut	14.0 - 20.0	101.0 - 145.0	137.0 - 196.0
Output shaft bearing retainer × T/F rear case	1.5 - 2.2	10.8 - 15.9	14.7 - 21.6
Speedometer sleeve lock plate × Output shaft bearing retainer	0.7 - 1.0	5.1 - 7.2	6.9 - 9.8
Control shaft lower No. 1 bracket × T/F rear case	3.0 - 4.5	21.7 - 32.5	29.4 - 44.1
T/F shift lever retainer × Output shaft bearing retainer	1.5 - 2.2	10.8 - 15.9	14.7 - 21.6
Control shift lever retainer × Control shaft lower No. 1 bracket	1.5 - 2.2	10.8 - 15.9	14.7 - 21.6
Control shaft × Shift & select shaft No. 1	3.0 - 4.5	21.7 - 32.5	29.4 - 44.1

WRU92-C024

PROPELLER SHAFT

Tightening Component	Tightening torque		
	kgf-m	ft-lb	N-m
Front differential companion flange × Propeller shaft	6.0 - 8.0	43.2 - 57.6	58.8 - 78.4
Rear differential companion flange × Propeller shaft	6.0 - 8.0	43.2 - 57.6	58.8 - 78.4

WRU90-C012

FRONT DIFFERENTIAL

Tightening component	Tightening torque		
	kgf-m	ft-lb	N-m
Front axle housing cover S/A × Differential carrier	1.8 - 2.4	13.0 - 17.4	17.7 - 23.5
Front axle housing cover S/A × Filler plug	4.0 - 6.0	28.9 - 43.4	39.2 - 58.8
Differential carrier × Drain plug	4.0 - 6.0	28.9 - 43.4	39.2 - 58.8
Differential carrier support bracket × Differential carrier	10.0 - 12.0	72.0 - 87.0	98.0 - 118.0
Chassis frame × Differential carrier support bracket	4.0 - 5.5	28.9 - 39.8	39.2 - 53.9
	4.0 - 5.0 (only right side)	28.9 - 36.2	39.2 - 49.0
Bearing cap × Differential carrier	3.0 - 5.0	21.7 - 36.2	29.4 - 49.0
Differential bearing adjusting nut lock × Bearing cap	0.4 - 1.0	2.9 - 7.2	3.9 - 9.8
Ring gear × Differential case S/A (with wet condition)	8.0 - 9.0	57.9 - 65.1	78.5 - 88.3
Drive pinion × Lock nut	16.0 - 20.0	116.0 - 145.0	157.0 - 196.0

WRU90-C013

REAR DIFFERENTIAL

Tightening component	Tightening torque		
	kgf-m	ft-lb	N-m
Rear axle housing × Differential carrier	5.5 - 8.0	39.8 - 57.9	53.9 - 78.5
Filler plug × Rear axle housing	4.0 - 6.0	28.9 - 43.4	39.2 - 58.8
Drain plug × Rear axle housing	4.0 - 6.0	28.9 - 43.4	39.2 - 58.8
Bearing cap × Differential carrier	7.0 - 9.0	50.6 - 65.1	68.6 - 88.3
Differential bearing adjusting nut lock × Bearing cap	0.4 - 1.0	2.9 - 7.2	3.9 - 9.8
Ring gear × Differential case S/A (with wet condition)	8.0 - 9.0	57.9 - 65.1	78.5 - 88.3
Drive pinion × Lock nut	19.0 - 23.0	137.0 - 166.0	186.0 - 226.0

WRU90-C014

FRONT AXLE & SUSPENSION

Tightening component	Tightening torque		
	kgf-m	ft-lb	N-m
Wheel hub nut	9.0 - 12.0	65.1 - 87.0	89.2 - 118
Tie rod (Adjust nut)	12.0 - 17.0	87.0 - 123	118 - 167
Knuckle stopper bolt lock nut	8.0 - 10.0	57.9 - 72.0	78.5 - 98.0
Torsion spring lock nut	7.0 - 9.0	50.6 - 65.1	68.6 - 88.3
Lock nut (Axle hub nut)	10.0 - 15.0	72 - 109	98.0 - 147
Steering knuckle × Brake mounting support	7.0 - 9.0	50.6 - 65.1	68.6 - 88.3
Axle hub × Hub cover (Free wheel hub body)	6.0 - 7.0	43.4 - 50.6	58.8 - 68.6
Axle hub × Brake disc	5.5 - 7.5	39.8 - 54.2	53.9 - 73.5
Free wheel hub × Hub cover (only for Free wheel hub only)	0.8 - 1.2	5.8 - 8.7	7.8 - 11.8
Free wheel hub nut × Brake dram (only for Automatic locking hub)	0.5 - 0.9	3.6 - 6.5	4.9 - 8.8
Drive shaft × Lock bolt with washer (only for Automatic locking hub)	1.5 - 2.2	10.8 - 15.9	14.7 - 21.6
Stabilizer link × Frame	1.9 - 3.1	13.7 - 22.4	18.6 - 30.4
Stabilizer link × Stabilizer bracket cover	3.0 - 4.5	21.7 - 32.5	29.4 - 44.1
Stabilizer × Lower arm	1.9 - 3.1	13.7 - 22.4	18.6 - 30.4
Anchor arm stopper × Frame	0.5 - 0.8	3.6 - 5.8	4.9 - 7.8
Torque arm × Lower arm	4.0 - 5.5	28.9 - 39.8	39.2 - 53.9
Anchor bolt × Lock nut	7.0 - 9.0	50.6 - 65.1	68.6 - 88.3
Shock absorber × Frame	1.9 - 3.1	13.7 - 22.4	18.6 - 30.4
Shock absorber × Lower arm	5.0 - 7.0	36.2 - 50.6	49.0 - 68.6
Suspension upper arm shaft × Frame	10.4 - 13.0	75.2 - 94.0	102 - 128
Suspension upper arm × Upper arm sub assembly	7.0 - 9.0	50.6 - 65.1	68.6 - 88.3
Upper arm × Front spring bumper	1.0 - 1.6	7.2 - 11.6	9.8 - 15.7
Upper ball joint × Upper arm	2.7 - 3.7	19.5 - 26.8	26.5 - 36.3
Lower ball joint × Lower arm	5.7 - 7.8	41.2 - 56.4	55.9 - 76.5
Steering knuckle × Tie rod end	7.0 - 14	50.6 - 101	68.6 - 137
Upper ball joint × Steering knuckle	9.0 - 12.0	65.1 - 87.0	88.3 - 118
Lower arm × Frame	13.0 - 18.0	94.0 - 130.0	128 - 177

WRU90-C015

REAR AXLE & SUSPENSION

Tightening component	Tightening torque		
	kgf-m	ft-lb	N-m
Rear spring shackle	7.0 - 9.0	50.6 - 65.1	68.6 - 88.3
Leaf spring × Frame	12.0 - 14.0	87.0 - 101	118 - 137
U bolt	9.0 - 11.0	65.1 - 80.0	88.3 - 108
Rear shock absorber	1.9 - 3.1	13.7 - 22.4	18.6 - 30.4
Rear axle housing × Backing plate	4.0 - 5.5	28.9 - 39.8	39.2 - 53.9
Frame × Rear spring bumper	1.5 - 2.2	10.8 - 15.9	14.7 - 21.6

WRU90-C016

BRAKE

Tightening component	Tightening torque		
	kgf-m	ft-lb	N-m
Air bleeder plug (Front and rear)	0.9 - 1.3	6.5 - 9.4	8.8 - 12.7
Brake booster push rod × Clevis	1.3 ± 0.26	9.4 ± 1.9	12.7 ± 2.6
Brake mounting support × Steering knuckle	7.0 - 9.0	50.6 - 65.1	68.6 - 88.3
Brake mounting support × Stud bolt	4.0 - 5.0	28.9 - 36.2	39.2 - 49.0
Brake mounting support × Caliper body	3.2 - 4.2	23.1 - 30.3	31.4 - 41.2
Brake house × Caliper body	2.1 - 2.7	15.2 - 19.5	20.6 - 26.5
Wheel cylinder × Backing plate	0.8 - 1.2	5.8 - 8.7	7.8 - 11.8
Wheel cylinder × Brake tube	1.3 - 1.8	9.4 - 13.0	12.7 - 17.7
Brake shoe × Automatic adjust lever pin	0.26 - 0.5	1.88 - 3.62	2.55 - 4.9
Wheel hub nut	9.0 - 12.0	65.1 - 87.0	88.3 - 118
Master cylinder reservoir hose band	0.55 - 0.7	4.0 - 5.1	5.4 - 6.9
Master cylinder piston set bolt	0.7 - 1.1	5.1 - 8.0	6.9 - 10.8
Master cylinder × Brake booster	1.04 - 1.56	7.52 - 11.3	10.2 - 15.3
Master cylinder × Brake tube	1.3 - 1.8	9.4 - 13.0	12.7 - 17.7
Brake booster lock nut × Adjust nut	2.08 - 3.12	15.1 - 22.5	20.4 - 30.6
Brake booster × Dash panel	1.0 - 1.6	7.2 - 11.6	9.8 - 15.7
Parking brake control handle × Floor panel	1.0 - 1.6	7.2 - 11.6	9.8 - 15.7
Parking brake control handle × Lock nut	0.4 - 0.7	2.9 - 5.1	3.9 - 6.9
P & B valve × Brake tube	1.3 - 1.8	9.4 - 13.0	12.7 - 17.7
P & B valve × Floor panel	0.6 - 1.0	4.3 - 7.2	5.9 - 9.8
Brake pedal × Brake pedal bracket	1.5 - 2.2	10.8 - 15.9	14.7 - 21.6
Stop lamp switch lock nut	1.8 - 3.0	13.0 - 21.7	17.7 - 29.4
Parking brake shoe strut	0.26 - 0.4	1.9 - 2.9	2.6 - 3.9

WRU92-C025

STEERING

Tightening component	Tightening torque		
	kgf-m	ft-lb	N·m
Steering gear housing × Oil filler plug (except power steering equipped model)	0.2 - 0.4	1.4 - 2.9	2.0 - 3.9
Steering wheel × Steering shaft	3.0 - 5.0	21.7 - 36.2	29.4 - 49.0
Steering shaft × Intermediate shaft	2.5 - 3.5	18.1 - 25.3	24.5 - 34.3
Steering column cover × Floor panel	0.4 - 0.7	2.9 - 5.1	3.9 - 6.9
Steering column tube × Brace	1.5 - 2.2	10.8 - 15.9	14.7 - 21.6
Tilt steering support × Long nut (only for tilt steering equipped model)	1.3	9.4	12.7
Tilt steering lever × Long nut (only for tilt steering equipped model)	3.0 - 4.5	21.7 - 36.2	29.4 - 49.0
Steering gear housing × Intermediate shaft	2.5 - 3.5	18.1 - 25.3	24.5 - 34.3
Steering relay rod × Tie rod	7.0 - 14	50.6 - 101	68.6 - 137
Idler arm support pin × Frame	3.5 - 5.5	25.4 - 39.8	34.3 - 53.9
Idler arm assembly × Idler arm support pin	12 - 17	87 - 123	118 - 167
Idler arm × Relay rod	5.0 - 7.0	36.2 - 50.6	49 - 68.6
Pitman arm × Relay rod	7.0 - 14.0	50.6 - 101	68.6 - 137
Steering gear housing × Pitman arm	15 - 20.0	109 - 145	147 - 196
Tie rod × Steering knuckles	7.0 - 14.0	50.6 - 101	68.6 - 137
Cross shaft adjust screw × Lock nut:	2.0 - 3.5	14.5 - 25.3	19.6 - 34.3
Pressure feed tube × Steering gear housing (only for power steering equipped model)	4.0 - 5.0	28.9 - 36.2	39.2 - 49.0
Vane pump bracket × Idle pulley	3.5 - 5.0	25.3 - 36.2	34.3 - 49.0
Vane pump × Pump front stay	3.5 - 5.0	25.3 - 36.2	34.3 - 49.0
Vane pump × Pulley	3.5 - 5.4	25.3 - 39.1	34.3 - 53.0
Vane pump bracket × Engine: M8 M10	1.0 - 1.6 3.5 - 4.5	7.2 - 11.6 25.3 - 32.5	9.8 - 15.7 34.3 - 44.1
Tube support bracket × Pump front stay	1.0 - 1.6	7.2 - 11.6	9.8 - 15.7
Tube support bracket × Clamp	0.4 - 0.7	2.9 - 5.1	3.9 - 6.9
Vane pump × Union bolt	4.5 - 5.5	32.5 - 39.8	44.1 - 53.9
Tube support bracket × Tube support bracket	1.0 - 1.6	7.2 - 11.6	9.8 - 15.7
Drive belt tension adjust bolt × Lock nut	1.0 - 1.6	7.2 - 11.6	9.8 - 15.7
Vane pump front stay × Adjusting strut	3.5 - 4.5	25.3 - 32.5	34.3 - 44.1
Adjusting strut × Adjusting bar	7.0 - 9.0	50.6 - 65.1	68.6 - 88.3
Vane pump × Vane pump bracket	5.0 - 7.0	36.2 - 50.6	49.0 - 68.6
Steering gear housing × Frame	7.5 - 10.5	54.2 - 75.9	73.5 - 103

WRU90-C018

SUPPLEMENT C TIGHTENING TORQUE

BODY & OTHERS

kgf-m (ft-lb, N-m)

Tightening component	Tightening torque
Frame × Body	4.2 - 6.5 (30.4 - 47.0, 41.2 - 63.7)
Front bumper × Body	3.0 - 4.5 (21.7 - 32.5, 29.4 - 44.1)
Front bumper guard bar × Body	3.0 - 4.5 (21.7 - 32.5, 29.4 - 44.1)
Rear bumper × Body	1.9 - 3.1 (13.7 - 22.4, 18.6 - 30.4)
Front seat × Body	3.0 - 4.5 (21.7 - 32.5, 29.4 - 44.1)
Rear seat × Body	2.0 - 3.0 (14.5 - 21.7, 19.6 - 29.4)
Front seat belt × Body	2.9 - 5.4 (21.0 - 39.1, 28.4 - 53.0)
Rear seat belt × Body	2.9 - 5.4 (21.0 - 39.1, 28.4 - 53.0)
Exhaust manifold × Front exhaust pipe	4.5 - 5.5 (32.5 - 39.8, 44.1 - 53.9)
Front exhaust pipe × Tail pipe	3.7 - 5.2 (26.8 - 37.6, 36.3 - 51.0)
Front exhaust pipe × Catalyst converter	3.7 - 5.2 (26.8 - 37.6, 36.3 - 51.0)
Catalyst converter × Tail pipe	3.7 - 5.2 (26.8 - 37.6, 36.3 - 51.0)

WRU92-C026